










MEETINGS & EVENTS

CAPACITIES & FLOOR PLANS



											
	SUPERFACE (SQ M SQ FT)	DIMENSIONS (m)	DIMENSIONS (ft)	HEIGHT (M FEET)	BANQUET	RECEPTION (Cocktail)	CLASSROOM (School)	THEATER	BOARDROOM	U-SHAPE	IMPERIAL
BALL ROOM TERRACE	209 2,256	29x7	94x24		200			300			
TERRACE LAWN	84 900				60						
EAST LAWN	1,874 20,176				800						
EAST BEACH	702 7,560							1,000			
THE BALLROOM	998 10,744	41x24	135x79	4.3 14	790	1,140	648	1,140	116	140	170
PRE-FUNCTION	325 3,500	-	-	-	-	350	-	350	-	-	-
SALON I, II or III	323 3,476	13x24	44x79	4.3 14	280	357	216	357	72	75	89
SALON III A or B		13x12	44x39	4.3 14	120	178	108	178	38	41	55
ST. ANDREW		17x12	56x39	3.7 12	200	250	135	250	48	55	66
ST. ANDREW I & II		9x12	28x39	3.7 12	80	110	63	110	32	38	48
ST. CATHERINE		12x6	39x20	3.7 12	30	72	36	72	32	32	38
ROSE HALL BOARDROOM		8x6	25x18	3.2 11	20	48	24	48	18	26	32
ST. JAMES		8x6	25x18	3.2 11	-	-	-	-	20	-	-

